










Fondos Renta Fija

| Fondo | BBVA Efectivo | | | | | | | | |
|----------------------------|---|---------------------------|---------------------|------------------|------------------|--------------|------------------|-------------------|----------------|
| Escales de Riesgo |  Bajo | | | | | | | | |
| Calificación | S1/AAAf | | | | | | | | |
| Valor Fondo (\$MM) | \$ 4,237,395.67 | | | | | | | | |
| Compartimentos | Clase A | Clase B | Clase C | Clase D | Clase E | Clase F | Clase G | Clase H | Clase BG |
| Tipo de Cliente | Cliente Inversionista | Inversionista Profesional | Sector Construcción | Sector Industria | Sector Educativo | Fideicomisos | Sector Progreso* | Sector Financiero | Banca Gobierno |
| Valor Unidad | 3,484.80 | 3,639.65 | 3,706.66 | 3,735.31 | 3,697.12 | 3,149.23 | 3,726.33 | 3,688.07 | 3,614.88 |
| Valor Compartimento (\$MM) | \$720,251 | \$83,223 | \$98,501 | \$450,034 | \$258,512 | \$763,770 | \$1,167,117 | \$687,059 | \$8,929 |

| Rentabilidades | | | | | | | | | |
|------------------|-------|-------|-------|-------|-------|-------|-------|-------|-------|
| Diaria E.A. | 8.09% | 8.57% | 9.00% | 9.06% | 9.06% | 6.16% | 9.06% | 9.06% | 8.90% |
| Semanal E.A. | 8.33% | 8.81% | 9.24% | 9.29% | 9.29% | 6.39% | 9.29% | 9.29% | 9.13% |
| Mensual E.A. | 8.02% | 8.50% | 8.93% | 8.98% | 8.98% | 6.09% | 8.98% | 8.98% | 8.82% |
| Trimestral E.A. | 7.40% | 7.87% | 8.30% | 8.36% | 8.36% | 5.48% | 8.36% | 8.36% | 8.19% |
| Semestral E.A. | 7.42% | 7.90% | 8.32% | 8.38% | 8.38% | 5.50% | 8.38% | 8.38% | 8.22% |
| Anual E.A. | 8.26% | 8.74% | 9.17% | 9.23% | 9.23% | 6.32% | 9.23% | 9.23% | 9.07% |
| Mes Corrido E.A. | 8.56% | 9.05% | 9.48% | 9.53% | 9.53% | 6.62% | 9.53% | 9.53% | 9.37% |



| Fondo | BBVA Fam | | | | | | | Fondo Digital | |
|----------------------------|--|---------------------------|---------------------|------------------|------------------|--------------|-------------------|---|-----------|
| Escales de Riesgo |  Bajo | | | | | | |  Bajo | |
| Calificación | S2/AAAf | | | | | | | S1/AAAf | |
| Valor Fondo (\$MM) | \$ 1,373,703.74 | | | | | | | \$ 517,700.67 | |
| Compartimentos | Clase A | Clase B | Clase C | Clase D | Clase E | Clase F | Clase H | Cliente Inversionista  | |
| Tipo de Cliente | Cliente Inversionista | Inversionista Profesional | Sector Construcción | Sector Industria | Sector Educativo | Fideicomisos | Sector Financiero | | |
| Valor Unidad | 3,444.06 | 3,648.82 | 3,734.26 | 3,756.42 | 3,663.38 | 3,134.82 | 3,720.39 | 15,037.56 | 15,117.47 |
| Valor Compartimento (\$MM) | \$ 814,965 | \$ 84,082 | \$ 110,901 | \$ 103,554 | \$ 13,349 | \$ 79,061 | \$ 167,792 | \$ 517,700 | \$ 1.69 |

| Rentabilidades | | | | | | | | Digital Clase A | Digital Clase OI |
|------------------|-------|--------|--------|--------|--------|-------|--------|-----------------|------------------|
| Diaria E.A. | 6.66% | 7.19% | 7.61% | 7.67% | 7.51% | 4.80% | 7.67% | 10.06% | 10.44% |
| Semanal E.A. | 9.81% | 10.35% | 10.79% | 10.84% | 10.68% | 7.90% | 10.84% | 10.44% | 10.82% |
| Mensual E.A. | 8.56% | 9.10% | 9.53% | 9.59% | 9.42% | 6.67% | 9.59% | 9.45% | 9.83% |
| Trimestral E.A. | 6.86% | 7.39% | 7.82% | 7.87% | 7.71% | 5.01% | 7.87% | 8.07% | 8.44% |
| Semestral E.A. | 6.73% | 7.26% | 7.68% | 7.74% | 7.58% | 4.87% | 7.74% | 8.06% | 8.42% |
| Anual E.A. | 8.08% | 8.61% | 9.05% | 9.10% | 8.94% | 6.19% | 9.10% | 9.13% | 9.48% |
| Mes Corrido E.A. | 9.33% | 9.87% | 10.30% | 10.36% | 10.19% | 7.43% | 10.36% | 10.78% | 11.16% |







| Fondo | BBVA País | | | | BBVA Plazo 30 | | | Fondo Páramo | |
|----------------------------|--|-----------|---|--|---|--|--|---|--|
| Escales de Riesgo |  Bajo | | | |  Bajo | | |  Bajo | |
| Calificación | S2/AAAf | | | | S3/AAAf | | | N/A | |
| Valor Fondo (\$MM) | \$ 2,591,317 | | | | \$ 87,532.00 | | | \$ 30,893.31 | |
| Compartimentos | Clase A | Clase F | Clase G | Clase SF | Clase A | | | Fondo Solidario | |
| Tipo de Cliente | Cliente Inversionista | Anticipos | Sector Industria, servicios públicos, energía, telecomunicaciones, comercio, salud y agrícola | Servicios Financieros, Patrimonios autónomos, Encargos fiduciarios administrados por la fiduciaria | Cliente Inversionista  | | | Cliente Inversionista  | |
| Valor Unidad | 22,202.91 | 20,369.68 | 23,889.74 | 22,795.05 | 32,937.77 | | | 12,413.18 | |
| Valor Compartimento (\$MM) | \$ 1,560,148 | \$ 19,706 | \$ 842,168 | \$ 169,295 | \$ 87,532 | | | \$ 30,893 | |

| Rentabilidades | | | | | | | |
|------------------|-------|-------|--------|--------|--------|--|---------|
| Diaria E.A. | 6.35% | 4.30% | 7.15% | 6.91% | -0.47% | | -36.93% |
| Semanal E.A. | 9.93% | 7.82% | 10.76% | 10.51% | 10.00% | | 12.24% |
| Mensual E.A. | 8.68% | 6.59% | 9.50% | 9.25% | 9.19% | | 6.68% |
| Trimestral E.A. | 7.39% | 5.32% | 8.20% | 7.95% | 7.04% | | 1.72% |
| Semestral E.A. | 7.32% | 5.25% | 8.13% | 7.88% | 6.52% | | 1.01% |
| Anual E.A. | 8.42% | 6.34% | 9.25% | 9.00% | 8.09% | | 4.65% |
| Mes Corrido E.A. | 9.74% | 7.63% | 10.57% | 10.32% | 9.62% | | 1.05% |

Fondos Balanceados

| Fondo | Balaceado global |
|----------------------------|--|
| Escales de Riesgo |  Alto |
| Valor Fondo (\$MM) | \$ 24,293.69 |
| Tipo de Cliente |  |
| Valor Unidad | 18,713.12 |
| Valor Compartimento (\$MM) | \$ 24,294 |
| Rentabilidades | |
| Diaria E.A. | -85.39% |
| Semanal E.A. | -38.29% |
| Mensual E.A. | 0.25% |
| Trimestral E.A. | 7.71% |
| Semestral E.A. | 22.68% |
| Anual E.A. | 18.01% |
| Mes Corrido E.A. | -55.60% |

Fondos Multiestrategia

| Estable | Equilibrio | Crecimiento |
|--|---|--|
|  Bajo |  Medio |  Alto |
| \$ 6,901.78 | \$ 29,314.65 | \$ 7,463.24 |
|  |  |  |
| Cliente Inversionista | Cliente Inversionista | Cliente Inversionista |
| 12,444.99 | 13,514.81 | 14,208.64 |
| \$ 6,901.78 | \$ 29,314.65 | \$ 7,463.24 |
| Rentabilidades | | |
| -34.00% | -63.30% | -71.44% |
| 7.08% | -11.32% | -20.46% |
| 10.65% | 12.40% | 9.16% |
| 6.14% | 5.61% | 2.92% |
| 6.51% | 8.55% | 7.46% |
| 8.92% | 11.59% | 10.24% |
| 9.00% | 1.07% | -4.16% |