


















Fondos Renta Fija

Fondo	BBVA Efectivo									
Escales de Riesgo										
Calificación	S1/AAAf									
Valor Fondo (\$MM)	\$ 4,458,857.00									
Compartimentos	Clase A	Clase B	Clase C	Clase D	Clase E	Clase F	Clase G	Clase H	Clase BG	
Tipo de Cliente	Cliente Inversionista	Inversionista Profesional	Sector Construcción	Sector Industria	Sector Educativo	Fideicomisos	Sector Progreso*	Sector Financiero	Banca Gobierno	
Valor Unidad	3,489.63	3,644.96	3,712.31	3,741.03	3,702.78	3,152.66	3,732.04	3,693.72	3,620.33	
Valor Compartimento (\$MM)	\$790,087	\$183,616	\$95,278	\$442,334	\$263,241	\$762,845	\$1,209,779	\$672,808	\$38,869	
Rentabilidades										
Diaria E.A.	9.31%	9.79%	10.23%	10.28%	10.28%	7.35%	10.28%	10.28%	10.12%	
Semanal E.A.	8.69%	9.17%	9.60%	9.66%	9.66%	6.74%	9.66%	9.66%	9.50%	
Mensual E.A.	8.36%	8.84%	9.27%	9.33%	9.33%	6.42%	9.33%	9.33%	9.16%	
Trimestral E.A.	7.59%	8.06%	8.49%	8.55%	8.55%	5.66%	8.55%	8.55%	8.39%	
Semestral E.A.	7.37%	7.85%	8.28%	8.33%	8.33%	5.45%	8.33%	8.33%	8.17%	
Anual E.A.	8.24%	8.72%	9.15%	9.21%	9.21%	6.29%	9.21%	9.21%	9.04%	
Mes Corrido E.A.	8.68%	9.16%	9.59%	9.65%	9.65%	6.73%	9.65%	9.65%	9.48%	

Fondo	BBVA Fam								Fondo Digital	
Escales de Riesgo										
Calificación	S2/AAAf								S1/AAAf	
Valor Fondo (\$MM)	\$ 1,366,223.33								\$ 529,647.50	
Compartimentos	Clase A	Clase B	Clase C	Clase D	Clase E	Clase F	Clase H	Cliente Inversionista 		
Tipo de Cliente	Cliente Inversionista	Inversionista Profesional	Sector Construcción	Sector Industria	Sector Educativo	Fideicomisos	Sector Financiero			
Valor Unidad	3,448.33	3,653.64	3,739.43	3,761.65	3,668.40	3,137.80	3,725.57	15,061.93	15,142.83	
Valor Compartimento (\$MM)	\$ 806,831	\$ 89,015	\$ 112,106	\$ 101,693	\$ 13,292	\$ 61,776	\$ 181,510	\$ 529,647	\$ 1.69	
Rentabilidades										
								Digital Clase A	Digital Clase OI	
Diaria E.A.	7.16%	7.69%	8.12%	8.17%	8.01%	5.30%	8.17%	11.33%	11.72%	
Semanal E.A.	7.66%	8.19%	8.62%	8.67%	8.51%	5.79%	8.67%	10.31%	10.69%	
Mensual E.A.	9.02%	9.56%	9.99%	10.05%	9.88%	7.12%	10.05%	10.03%	10.41%	
Trimestral E.A.	7.41%	7.94%	8.36%	8.42%	8.26%	5.54%	8.42%	8.57%	8.94%	
Semestral E.A.	6.46%	6.98%	7.41%	7.46%	7.30%	4.61%	7.46%	7.91%	8.27%	
Anual E.A.	8.07%	8.61%	9.04%	9.09%	8.93%	6.18%	9.09%	9.13%	9.48%	
Mes Corrido E.A.	8.57%	9.11%	9.54%	9.60%	9.43%	6.69%	9.60%	10.56%	10.95%	

Fondo	BBVA País				BBVA Plazo 30			Fondo Páramo		
Escales de Riesgo										
Calificación	S2/AAAf				S3/AAAf			N/A		
Valor Fondo (\$MM)	\$ 2,616,381				\$ 87,827.74			\$ 31,128.33		
Compartimentos	Clase A	Clase F	Clase G	Clase SF	Clase A			Fondo Solidario		
Tipo de Cliente	Cliente Inversionista	Anticipos	Sector Industria, servicios públicos, energía, telecomunicaciones, comercio, salud y agrícola	Servicios Financieros, Patrimonios autonomos, Encargos fiduciarios administrados por la fiduciaria	 Cliente Inversionista			 Cliente Inversionista		
Valor Unidad	22,232.73	20,390.52	23,924.78	22,827.62	32,981.86			12,403.90		
Valor Compartimento (\$MM)	\$ 1,553,190	\$ 19,726	\$ 873,928	\$ 169,537	\$ 87,828			\$ 31,128		
Rentabilidades										
Diaria E.A.	8.57%	6.48%	9.38%	9.14%	6.94%			-14.25%		
Semanal E.A.	8.19%	6.11%	9.01%	8.76%	7.15%			-9.95%		
Mensual E.A.	9.18%	7.08%	10.00%	9.75%	9.99%			7.98%		
Trimestral E.A.	7.85%	5.78%	8.67%	8.42%	7.97%			4.99%		
Semestral E.A.	7.14%	5.08%	7.95%	7.71%	6.11%			-0.77%		
Anual E.A.	8.41%	6.33%	9.23%	8.98%	8.11%			4.72%		
Mes Corrido E.A.	9.12%	7.03%	9.95%	9.70%	9.05%			-1.74%		

Fondos Balanceados

Fondo	Balanceado global	Fondos Multiestrategia		
Escales de Riesgo				
Valor Fondo (\$MM)	\$ 24,018.23	\$ 6,895.13	\$ 29,317.26	\$ 7,339.44
Tipo de Cliente				
Valor Unidad	18,512.50	12,419.58	13,391.82	14,026.56
Valor Compartimento (\$MM)	\$ 24,018	\$ 6,895.13	\$ 29,317.26	\$ 7,339.44
Rentabilidades				
Diaria E.A.	417.14%	-46.07%	-84.00%	-90.84%
Semanal E.A.	-56.69%	-15.29%	-46.20%	-57.32%
Mensual E.A.	-11.25%	6.74%	-2.84%	-10.43%
Trimestral E.A.	5.64%	5.21%	2.04%	-1.86%
Semestral E.A.	16.35%	5.50%	5.84%	4.07%
Anual E.A.	16.67%	8.38%	9.96%	8.30%
Mes Corrido E.A.	-51.99%	-1.89%	-23.87%	-33.87%